

BLACKHAWK SCHOOL DISTRICT
 500 BLACKHAWK ROAD
 BEAVER FALLS, PA 15010

BANK RECONCILIATION
 MAY 31, 2022

FNB 8410	Scholarships	\$	157,614.99
FNB 8279	Activities & Athletic Foundation	\$	184,147.25
FNB 9201	Payroll	\$	48,910.20
FNB 9227	Construction Fund	\$	171.61
FNB 4068	UPMC Dental	\$	10,401.20
FNB 8105	UPMC Dental Money Market	\$	24,918.46
FNB 9193	Food Service	\$	42,046.16
FNB 8246	Food Service Money Market	\$	818.60
FNB 4076	General Fund	\$	2,434,816.27
FNB 7355	General Fund Money Market	\$	5,608,272.94
FNB 9185	Health Fund	\$	994,090.46
FNB 4156	Health Fund Money Market	\$	918,931.33
FNB 9219	UPMC Vision	\$	29,827.95
FNB 4076	General Fund Sweep	\$	-
FNB 9112	G. M. Compensatory Fund Online	\$	6,516.59
FNB 8136	Payments	\$	100.13
			\$ 10,461,584.14
Outstanding Checks	Payroll	\$	1.65
	Food Service	\$	4,062.70
	General Fund	\$	56,016.27
			\$ 60,080.62
Bank Balance		\$	10,401,503.52
Book Balance		\$	10,401,503.52
Variance		\$	-

BLACKHAWK SCHOOL DISTRICT
DEPOSITORY CASH AND RELATED INTEREST INCOME
AS OF MAY 31, 2022

	Fund	5/1/2022	Received	Disbursed	Interest		5/31/2022
					Dividends	Income	
General Fund	4076	10	\$4,100,000.00	\$1,285,856.53	\$2,951,040.26	\$0.00	\$2,434,816.27
General Fund FNB Sweep Account	4076	10	\$102,484.77	\$0.00	\$102,485.89	\$1.12	\$0.00
General Fund FNB Money Market	7355	10	\$5,605,362.76	\$0.00	\$0.00	\$2,910.18	\$5,608,272.94
Payroll (pass-thru account)	9201	10	\$48,880.54	\$823,971.07	\$823,971.07	\$29.66	\$48,910.20
GM Compensatory Fund	9112		\$6,514.89	\$0.00	\$0.00	\$1.70	\$6,516.59
Construction Fund	9227	32	\$171.61	\$0.00	\$0.00	\$0.00	\$171.61
Blackhawk Activities & Athletics Comm - Bank	8279	32-A	\$184,147.25	\$0.00	\$0.00	\$0.00	\$184,147.25
Blackhawk Activities & Athletics Comm - PayPal	8136	32-A	\$100.10	\$0.00	\$0.00	\$0.03	\$100.13
Food Service	9193	51	\$26,262.32	\$72,056.17	\$56,283.49	\$11.16	\$42,046.16
Food Service Money Market	8246	51	\$828.17	\$0.00	\$10.00	\$0.43	\$818.60
Health Fund	9185	66	\$988,947.58	\$4,885.44	\$0.00	\$257.44	\$994,090.46
Health Fund Money Market	4156	66	\$918,454.49	\$0.00	\$0.00	\$476.84	\$918,931.33
Dental Fund	4068	67	\$7,827.42	\$8,974.58	\$6,402.50	\$1.70	\$10,401.20
Dental Fund Money Market	8105	67	\$24,905.53	\$0.00	\$0.00	\$12.93	\$24,918.46
Vision Fund	9219	68	\$28,651.12	\$2,988.40	\$1,819.00	\$7.43	\$29,827.95
Scholarship Fund	8410	70	\$160,573.39	\$0.00	\$3,000.00	\$41.60	\$157,614.99
Herbert Lunt Endowment Fund (quarterly dvds/intrest)		70	\$180,061.20	\$0.00	\$0.00	\$0.00	\$180,061.20
Activity Fund BHS	4050	81	\$113,685.01	\$26,645.41	\$34,615.69	\$17.68	\$105,732.41
Activity Fund BHS Money Market	8253	81	\$104,632.21	\$0.00	\$0.00	\$54.32	\$104,686.53
Activity HMS	8958	81	\$79,298.23	\$2,130.00	\$23,131.15	\$15.94	\$58,313.02
Athletic Fund	8966	29	\$29,557.73	\$0.00	\$7,709.25	\$6.46	\$21,854.94
Athletic Stadium Facility Account	4939	29	\$24,397.78	\$0.00	\$0.00	\$6.35	\$24,404.13
Grand Total			\$12,735,744.10	\$2,227,507.60	\$4,010,468.30	\$3,852.97	\$10,956,636.37

BLACKHAWK SCHOOL DISTRICT
REVENUE EXCESS (DEFICIT) OVER EXPENDITURES
2021 - 2022

UNAUDITED	2021-2022		2021-2022		2021-2022		2021-2022		2021-2022		2021-2022		2021-2022		2021-2022		2021-2022		2021-2022																					
	Actual	Budget	Actual	Budget	Actual	Budget	Actual	Budget	Actual	Budget	Actual	Budget	Actual	Budget	Actual	Budget	Actual	Budget																						
LOCAL	\$ 20,942,637	\$ 20,942,637	\$ 3,913,661	\$ 3,913,661	\$ 10,496,086	\$ 10,496,086	\$ 2,001,222	\$ 2,001,222	\$ 778,610	\$ 778,610	\$ 1,011,662	\$ 1,011,662	\$ 762,741	\$ 762,741	\$ 522,601	\$ 522,601	\$ 491,984	\$ 491,984	\$ 432,299	\$ 432,299	\$ 219,044	\$ 219,044	\$ 536,301	\$ 536,301	\$ 498,029	\$ 498,029	\$ 21,624,001	\$ 21,624,001	\$	\$	\$ 681,364	\$ 681,364	\$ 21,125,972	\$ 21,125,972						
STATE	\$ 17,890,340	\$ 17,890,340	\$ 3,869,786	\$ 3,869,786	\$ 2,134,332	\$ 2,134,332	\$ 1,361,110	\$ 1,361,110	\$ 1,869,381	\$ 1,869,381	\$ 731,143	\$ 731,143	\$ 2,531,048	\$ 2,531,048	\$ 263,995	\$ 263,995	\$ 1,581,154	\$ 1,581,154	\$ 1,322,327	\$ 1,322,327	\$ 1,396,595	\$ 1,396,595	\$ 165,532	\$ 165,532	\$ 4,351,577	\$ 4,351,577	\$ 18,277,901	\$ 18,277,901	\$	\$	\$ (387,561)	\$ (387,561)	\$ 13,976,324	\$ 13,976,324						
FEDERAL	\$ 394,048	\$ 394,048	\$ 82,905	\$ 82,905	\$ 67,123	\$ 67,123	\$ 57,555	\$ 57,555	\$ 135,092	\$ 135,092	\$ 136,320	\$ 136,320	\$ 152,984	\$ 152,984	\$ 185,949	\$ 185,949	\$ 161,880	\$ 161,880	\$ 197,674	\$ 197,674	\$ 208,379	\$ 208,379	\$	\$	\$ 8,467	\$ 8,467	\$ 1,901,744	\$ 1,901,744	\$	\$	\$ (1,547,696)	\$ (1,547,696)	\$ 1,893,277	\$ 1,893,277						
OTHER FINANCING SOURCES	\$ 750,000	\$ 750,000	\$ 164,988	\$ 164,988	\$	\$	\$	\$	\$ 71,000	\$ 71,000	\$ (1,000)	\$ (1,000)	\$	\$	\$	\$	\$ 1,250	\$ 1,250	\$ 1,250	\$ 1,250	\$	\$	\$ 2,500	\$ 2,500	\$ 48,506	\$ 48,506	\$ 288,494	\$ 288,494	\$	\$	\$ 461,506	\$ 461,506	\$	\$	\$ 239,988	\$ 239,988				
TOTAL REVENUES	\$ 39,937,025	\$ 39,937,025	\$ 4,531,340	\$ 4,531,340	\$ 12,657,541	\$ 12,657,541	\$ 3,419,857	\$ 3,419,857	\$ 2,854,083	\$ 2,854,083	\$ 1,878,325	\$ 1,878,325	\$ 3,456,773	\$ 3,456,773	\$ 972,506	\$ 972,506	\$ 2,235,668	\$ 2,235,668	\$ 2,153,510	\$ 2,153,510	\$ 1,823,978	\$ 1,823,978	\$	\$	\$ 4,906,580	\$ 4,906,580	\$ 42,092,140	\$ 42,092,140	\$	\$	\$ (2,195,115)	\$ (2,195,115)	\$ 37,185,561	\$ 37,185,561						
EXPENDITURES																																								
INSTRUCTION	\$ 24,121,216	\$ 24,121,216	\$ 344,908	\$ 344,908	\$ 1,632,318	\$ 1,632,318	\$ 1,991,773	\$ 1,991,773	\$ 2,599,373	\$ 2,599,373	\$ 2,022,774	\$ 2,022,774	\$ 1,628,073	\$ 1,628,073	\$ 2,091,389	\$ 2,091,389	\$ 1,819,122	\$ 1,819,122	\$ 1,986,063	\$ 1,986,063	\$ 2,540,330	\$ 2,540,330	\$ 1,883,097	\$ 1,883,097	\$ 1,355,979	\$ 1,355,979	\$ 21,853,201	\$ 21,853,201	\$	\$	\$ 2,266,015	\$ 2,266,015	\$ 20,497,221	\$ 20,497,221						
SUPPORT SERVICES	\$ 11,387,766	\$ 11,387,766	\$ 656,738	\$ 656,738	\$ 660,313	\$ 660,313	\$ 1,481,008	\$ 1,481,008	\$ 893,963	\$ 893,963	\$ 1,209,740	\$ 1,209,740	\$ 527,258	\$ 527,258	\$ 943,004	\$ 943,004	\$ 892,620	\$ 892,620	\$ 923,466	\$ 923,466	\$ 1,144,990	\$ 1,144,990	\$ 998,318	\$ 998,318	\$ 565,159	\$ 565,159	\$ 10,898,461	\$ 10,898,461	\$	\$	\$ 689,305	\$ 689,305	\$ 10,333,302	\$ 10,333,302						
OPERATION OF NON-INSTRUCTION	\$ 1,184,885	\$ 1,184,885	\$ 48,653	\$ 48,653	\$ 53,117	\$ 53,117	\$ 61,974	\$ 61,974	\$ 113,839	\$ 113,839	\$ 182,841	\$ 182,841	\$ 72,122	\$ 72,122	\$ 51,869	\$ 51,869	\$ 57,180	\$ 57,180	\$ 53,160	\$ 53,160	\$ 315,243	\$ 315,243	\$ 193,330	\$ 193,330	\$ 286,932	\$ 286,932	\$ 1,451,762	\$ 1,451,762	\$	\$	\$ (266,877)	\$ (266,877)	\$ 1,184,885	\$ 1,184,885						
CAPITAL OUTLAY	\$ 25,000	\$ 25,000	\$	\$	\$ 33,310	\$ 33,310	\$ 10,132	\$ 10,132	\$ 57,692	\$ 57,692	\$ 22,474	\$ 22,474	\$	\$	\$ 6,850	\$ 6,850	\$	\$	\$	\$	\$ 210	\$ 210	\$ 2,500	\$ 2,500	\$ 74,706	\$ 74,706	\$ 3,296,182	\$ 3,296,182	\$	\$	\$ 64,680	\$ 64,680	\$ 3,221,496	\$ 3,221,496						
DEBT SERVICE/OTHER FINANCING	\$ 3,346,792	\$ 3,346,792	\$ 21,000	\$ 21,000	\$ 1,019,621	\$ 1,019,621	\$	\$	\$ 66,000	\$ 66,000	\$ 11,200	\$ 11,200	\$	\$	\$ 11,865	\$ 11,865	\$ 2,088,021	\$ 2,088,021	\$ 1,290	\$ 1,290	\$	\$	\$	\$	\$ 2,299,789	\$ 2,299,789	\$ 37,643,766	\$ 37,643,766	\$	\$	\$ 2,633,863	\$ 2,633,863	\$ 35,349,376	\$ 35,349,376						
TOTAL EXPENDITURES	\$ 40,279,649	\$ 40,279,649	\$ 1,071,299	\$ 1,071,299	\$ 3,398,679	\$ 3,398,679	\$ 3,544,887	\$ 3,544,887	\$ 3,690,668	\$ 3,690,668	\$ 3,449,029	\$ 3,449,029	\$ 2,225,733	\$ 2,225,733	\$ 3,106,677	\$ 3,106,677	\$ 4,856,527	\$ 4,856,527	\$ 2,965,959	\$ 2,965,959	\$ 4,000,772	\$ 4,000,772	\$ 3,039,745	\$ 3,039,745	\$ 4,906,580	\$ 4,906,580	\$ 37,643,766	\$ 37,643,766	\$	\$	\$ 35,349,376	\$ 35,349,376								
REVENUES OVER(UNDER) EXPENDITURES	\$ (342,624)	\$ (342,624)	\$ 3,460,041	\$ 3,460,041	\$ 9,298,863	\$ 9,298,863	\$ (125,030)	\$ (125,030)	\$ (836,585)	\$ (836,585)	\$ (1,570,703)	\$ (1,570,703)	\$ 1,231,040	\$ 1,231,040	\$ (2,134,171)	\$ (2,134,171)	\$ (2,620,859)	\$ (2,620,859)	\$ (812,449)	\$ (812,449)	\$ (2,176,794)	\$ (2,176,794)	\$ (1,837,767)	\$ (1,837,767)	\$ 2,610,790	\$ 2,610,790	\$ 4,446,375	\$ 4,446,375	\$ (4,788,999)	\$ (4,788,999)	\$ 1,835,585	\$ 1,835,585								
ESTIMATED REVENUES BASED ON PRIOR ACTUAL																																								
BEGINNING FUND BALANCE 07/01/2021 - UNAUDITED																																								
ENDING ESTIMATED FUND BALANCE 6/30/22																																								
Fund Balance Projected Increase (Decrease)	\$	\$	\$	\$	\$	\$	\$	\$	\$	\$	\$	\$	\$	\$	\$	\$	\$	\$	\$	\$	\$	\$	\$	\$	\$	\$	\$	\$	\$	\$	\$	\$	\$	\$	\$	\$	\$	\$	\$	
	\$	\$	\$	\$	\$	\$	\$	\$	\$	\$	\$	\$	\$	\$	\$	\$	\$	\$	\$	\$	\$	\$	\$	\$	\$	\$	\$	\$	\$	\$	\$	\$	\$	\$	\$	\$	\$	\$	\$	

OVER (UNDER) BUDGET

11 MONTHS ACTUAL

2021-2022

2021-2022

BLACKHAWK SCHOOL DISTRICT
REVENUE/EXPENDITURES 2021-2022 BUDGET TO ACTUAL
EXPENDITURE BY FUNCTION
AS OF MAY 31, 2022

ACCT	DESCRIPTION	2021-2022			2021-2022			MAY
		BUDGET TOTAL	MARCH/ACTUAL	OVER (UNDER)	BUDGET	11 MONTHS	OVER (UNDER)	
Revenue								
6000	Local Revenue Sources	\$ 20,942,637.00	\$ 21,130,971.67	\$ 188,334.67	\$ 536,301.09			
7000	State Revenue Sources	\$ 17,890,340.00	\$ 13,926,323.97	\$ (3,964,016.03)	\$ 165,532.29			
8000	Federal Revenue Sources	\$ 354,048.00	\$ 1,893,277.11	\$ 1,539,229.11	\$ 497,645.14			
9000	Other Financing Sources	\$ 750,000.00	\$ 239,988.04	\$ (510,011.96)	\$ 2,500.00			
	Total Revenue	\$ 39,937,025.00	\$ 37,190,560.79	\$ (2,746,464.21)	\$ 1,201,978.52			
Expenditures								
1000 Instruction								
1100	Regular Programs	\$ 17,416,277.00	\$ 14,767,109.47	\$ 2,649,167.53	\$ 1,426,640.03			
1200	Special Programs	\$ 4,828,526.00	\$ 4,178,164.88	\$ 650,361.12	\$ 346,420.34			
1300	Vocational Programs	\$ 1,644,331.00	\$ 1,342,335.83	\$ 301,995.17	\$ 92,281.72			
1400	Other Instructional Programs - Federal	\$ 232,082.00	\$ 209,611.12	\$ 22,470.88	\$ 17,754.75			
1500	Non-Public School Programs	\$ -	\$ -	\$ -	\$ -			
	Total 1000 Instruction	\$ 24,121,216.00	\$ 20,497,221.30	\$ 3,623,994.70	\$ 1,883,096.84			
2000 Support Services								
2100	Pupil Personnel	\$ 842,379.00	\$ 657,367.80	\$ 185,011.20	\$ 46,402.02			
2200	Instructional Staff	\$ 1,144,435.00	\$ 926,827.88	\$ 217,607.12	\$ 97,895.19			
2300	Administration	\$ 2,691,910.00	\$ 2,381,280.83	\$ 310,629.17	\$ 177,241.77			
2400	Pupil Health	\$ 478,731.00	\$ 475,585.11	\$ 3,145.89	\$ 46,454.45			
2500	Business	\$ 239,197.00	\$ 251,222.09	\$ (12,025.09)	\$ 33,730.30			
2600	Operation & Maintenance	\$ 3,620,114.00	\$ 3,185,582.59	\$ 434,531.41	\$ 285,802.71			
2700	Student Transportation	\$ 2,549,000.00	\$ 2,411,853.00	\$ 137,147.00	\$ 302,819.00			
2800	Support Services - Management Fees	\$ -	\$ 157,182.85	\$ (157,182.85)	\$ 7,972.50			
2900	Other Support Services	\$ 22,000.00	\$ 21,476.55	\$ 523.45	\$ -			
	Total 2000 Support Services	\$ 11,587,766.00	\$ 10,468,378.70	\$ 1,119,387.30	\$ 998,317.94			
3000 Non-Instructional Services								
3100	Food Services	\$ -	\$ 1,052,548.54	\$ (1,052,548.54)	\$ 60,038.60			
3200	Student Activities	\$ 1,177,385.00	\$ 913,402.95	\$ 263,982.05	\$ 87,816.83			
3300	Community Service	\$ 7,500.00	\$ 7,500.00	\$ -	\$ -			
3400	Scholarships and Awards	\$ -	\$ 32,187.90	\$ (32,187.90)	\$ 5,475.00			
	Total 3000 Non-Instructional Services	\$ 1,184,885.00	\$ 2,005,639.39	\$ (820,754.39)	\$ 153,330.43			
4000 Facilities, Construction								
4600	Bldg, Improvement Svcs - Replacement	\$ 25,000.00	\$ 437,572.36	\$ (412,572.36)	\$ 2,500.00			
5000 Other Financing Sources								
5100	Debt Service	\$ 3,105,782.00	\$ 3,119,256.12	\$ (13,474.12)	\$ -			
5200	Fund Transfer	\$ 255,000.00	\$ 102,200.00	\$ 152,800.00	\$ 2,500.00			
5900	Budgetary Reserve	\$ 3,360,782.00	\$ 3,221,456.12	\$ 139,325.88	\$ 2,500.00			
	Total Expenditures	\$ 40,279,649.00	\$ 36,630,267.87	\$ 3,649,381.13	\$ 3,039,745.21			
	Revenues exceeding Expenditures	\$ (342,624.00)	\$ 560,292.92					

BLACKHAWK SCHOOL DISTRICT
REVENUE / EXPENDITURE 2021-2022 BUDGET to ACTUAL
EXPENDITURE BY OBJECT

ACCOUNT	DESCRIPTION	2021-2022		2021-2022		OVER (UNDER) BUDGET	MAY
		ADJ. BUDGET	TOTAL	11 MONTH	MAY / ACTUAL		
Revenue							
6000	Local Revenue Sources	\$ 20,942,637.00	\$ 21,130,971.67	\$ 188,334.67	\$ 536,301.09		
7000	State Revenue Sources	\$ 17,890,340.00	\$ 13,926,323.97	\$ (3,964,016.03)	\$ 165,532.29		
8000	Federal Revenue Sources	\$ 354,048.00	\$ 1,893,277.11	\$ 1,539,229.11	\$ 497,645.14		
9000	Other Financing Sources	\$ 750,000.00	\$ 239,988.04	\$ (510,011.96)	\$ 2,500.00		
Total Revenue		\$ 39,937,025.00	\$ 37,190,560.79	\$ (2,746,464.21)	\$ 1,201,978.52		

(OVER)
UNDER
BUDGET

ACCOUNT	DESCRIPTION	2021-2022		2021-2022		OVER (UNDER) BUDGET	MAY
		ADJ. BUDGET	TOTAL	11 MONTH	MAY / ACTUAL		
Expenditures							
000	Support Services - Admin Fees	\$ -	\$ 11,071.75	\$ (11,071.75)	\$ 868.00		
100	Salaries	\$ 16,991,094.00	\$ 15,064,572.54	\$ 1,926,521.46	\$ 1,393,968.91		
200	Benefits	\$ 10,422,563.00	\$ 9,539,662.85	\$ 882,900.15	\$ 823,518.01		
300	Professional/Technical Services	\$ 1,039,603.00	\$ 937,571.76	\$ 102,031.24	\$ 52,465.32		
400	Property Services	\$ 760,225.00	\$ 665,717.08	\$ 94,507.92	\$ 54,604.15		
500	Other Services	\$ 5,242,302.00	\$ 4,710,010.81	\$ 532,291.19	\$ 436,162.82		
600	Supplies/Books	\$ 1,666,453.21	\$ 1,724,554.81	\$ (58,101.60)	\$ 209,032.63		
700	Equipment/Property	\$ 725,167.79	\$ 696,418.32	\$ 28,749.47	\$ 56,397.78		
800	Other Objects	\$ 1,122,241.00	\$ 1,123,487.95	\$ (1,246.95)	\$ 10,227.53		
900	Other Financial Uses	\$ 2,310,000.00	\$ 2,157,200.00	\$ 152,800.00	\$ 2,500.00		
Total Expenditures		\$ 40,279,649.00	\$ 36,630,267.87	\$ 3,649,381.13	\$ 3,039,745.15		
Revenues exceeding Expenditures		\$ (342,624.00)	\$ 560,292.92	\$ (902,916.92)			

NOTE: DETAIL ATTACHED FROM PROSOFT FINANCIAL SOFTWARE SYSTEM

Date: 06/10/22

Time: 13:38:24

Release Dates 07/07/21 - 06/29/22

Blackhawk School District
Invoice Listing 2021-2022 for FUND: 10
Vendor # 000011 - YMCA

Page: 1

BAR043

Invoice # *V*107400330 - XC PIAA

Invoice #	Stat	Batch	Invoice Date	Release Date	Vendor Number/Name	Invoice Amount
I271855	Open	62322	06/02/22	06/23/22	004412A-APPROVED TOILET RENTAL	\$90.00
I271856	Open	62322	06/02/22	06/23/22	004412A-APPROVED TOILET RENTAL	\$90.00
I271863	Open	62322	06/02/22	06/23/22	004412A-APPROVED TOILET RENTAL	\$360.00
0000026515	Open	62322	05/04/22	06/23/22	004388ADELPHOI EDUCATION INC	\$2,533.00
018425	Open	62322	05/11/22	06/23/22	003874AGIREPAIR	\$567.00
136760	Open	62322	05/26/22	06/23/22	002544ALLEGHENY REFRIGERATION SALES, INC	\$216.00
2022.02	Open	62322	06/01/22	06/23/22	001110ALTERNATIVE HEALTHCARE OPTIONS	\$870.00
INV0001661	Open	62322	05/04/22	06/23/22	001486AOT, INC	\$4,926.33
AH44459974	Open	62322	05/11/22	06/23/22	200193APPLE INC	\$1,140.00
AJ03737028	Open	62322	05/31/22	06/23/22	200193APPLE INC	\$99,319.50
05/18/2022	Open	62322	05/18/22	06/23/22	002907AQUATIC GARDENS	\$205.56
REIMB WALGREENS	Open	62322	05/03/22	06/23/22	000353ASHLEY BIEGA	\$21.15
308941	Open	62322	06/01/22	06/23/22	1465AZ JANITORIAL	\$250.40
308942	Open	62322	06/01/22	06/23/22	1465AZ JANITORIAL	\$2,184.60
L88555	Open	62322	05/31/22	06/23/22	3030B&R POOLS AND SWIM SHOP	\$120.00
2680	Open	62322	04/30/22	06/23/22	101056BCRC INC	\$3,960.00
I07430947	Open	62322	05/31/22	06/23/22	48BEAVER COUNTY TIMES - ADVERTISING	\$585.56
I07432264-05202022	Open	62322	05/25/22	06/23/22	48BEAVER COUNTY TIMES - ADVERTISING	\$229.18
I07432671-05252022	Open	62322	06/01/22	06/23/22	48BEAVER COUNTY TIMES - ADVERTISING	\$85.82
2122101	Open	62322	05/31/22	06/23/22	484BLACKHAWK FOOD SERVICE	\$102.12
2122102	Open	62322	06/01/22	06/23/22	484BLACKHAWK FOOD SERVICE	\$89.30
2122104	Open	62322	05/31/22	06/23/22	484BLACKHAWK FOOD SERVICE	\$102.43
2122109	Open	62322	06/01/22	06/23/22	484BLACKHAWK FOOD SERVICE	\$90.00
2122115	Open	62322	06/01/22	06/23/22	484BLACKHAWK FOOD SERVICE	\$240.00
2122116	Open	62322	06/01/22	06/23/22	484BLACKHAWK FOOD SERVICE	\$210.00
2122118	Open	62322	06/01/22	06/23/22	484BLACKHAWK FOOD SERVICE	\$240.00
2122121	Open	62322	06/01/22	06/23/22	484BLACKHAWK FOOD SERVICE	\$125.00
2122123	Open	62322	06/04/22	06/23/22	484BLACKHAWK FOOD SERVICE	\$208.60
2122124	Open	62322	06/06/22	06/23/22	484BLACKHAWK FOOD SERVICE	\$585.00
212284	Open	62322	05/06/22	06/23/22	484BLACKHAWK FOOD SERVICE	\$82.50
212285	Open	62322	05/06/22	06/23/22	484BLACKHAWK FOOD SERVICE	\$21.90
212291	Open	62322	05/25/22	06/23/22	484BLACKHAWK FOOD SERVICE	\$60.00
212292	Open	62322	05/25/22	06/23/22	484BLACKHAWK FOOD SERVICE	\$319.00
212293	Open	62322	05/25/22	06/23/22	484BLACKHAWK FOOD SERVICE	\$140.00

Date: 06/10/22
 Time: 13:38:25
 Release Dates 07/07/21 - 06/29/22

Blackhawk School District
Invoice Listing 2021-2022 for FUND: 10
Vendor # 000011 - YMCA

Page: 2
 BAR043
 Invoice # *V*107400330 - XC PIAA

Invoice #	Stat	Batch	Invoice Date	Release Date	Vendor Number/Name	Invoice Amount
212294	Open	62322	05/25/22	06/23/22	484BLACKHAWK FOOD SERVICE	\$594.00
212295	Open	62322	05/27/22	06/23/22	484BLACKHAWK FOOD SERVICE	\$113.50
212296	Open	62322	05/27/22	06/23/22	484BLACKHAWK FOOD SERVICE	\$118.00
212297	Open	62322	05/27/22	06/23/22	484BLACKHAWK FOOD SERVICE	\$10.00
MAY 2022 MILEAGE	Open	62322	06/01/22	06/23/22	000948BRADY OKON	\$22.70
1684879	Open	62322	05/27/22	06/23/22	77BRIGHTON MUSIC CENTER	\$405.03
1684888	Open	62322	05/27/22	06/23/22	77BRIGHTON MUSIC CENTER	\$68.60
1687374	Open	62322	05/06/22	06/23/22	77BRIGHTON MUSIC CENTER	\$60.00
1690018	Open	62322	05/17/22	06/23/22	77BRIGHTON MUSIC CENTER	\$256.50
1690050	Open	62322	05/17/22	06/23/22	77BRIGHTON MUSIC CENTER	\$3,417.00
21/22 TITLE ONE	Open	62322	05/16/22	06/23/22	002733BVIU - NPS	\$7,996.98
2122-019-006-00000084	Open	62322	05/04/22	06/23/22	001065BVIU-CURRICULUM SERVICES	\$1,458.05
BL-WAN-4Q-21/22	Open	62322	06/01/22	06/23/22	000891BVIU-FIBERWAN	\$2,901.50
21/22 4TH PAYMENT	Open	62322	05/09/22	06/23/22	001179BVIU-SPS	\$161,654.33
EARLY INTERVENTION	Open	62322	05/11/22	06/23/22	001179BVIU-SPS	\$41,051.89
KOK MILEAGE 2022	Open	62322	05/19/22	06/23/22	003641CARA MOYER	\$60.26
FEB 10 2022	Open	62322	02/10/22	06/23/22	004296CARLTON GRAPHICS AND MACHINE INC	\$2,200.00
21/22 MILEAGE	Open	62322	06/01/22	06/23/22	001949CAROLYN CLYDE	\$236.96
X195907	Open	62322	05/12/22	06/23/22	5149CDW-G	\$525.00
21/22 MILEAGE	Open	62322	06/02/22	06/23/22	002741CHARLIE BAUER	\$242.48
JUNE 06 2022	Open	62322	06/06/22	06/23/22	0916CHIPPEWA TWP POLICE DEPT	\$435.50
REIMB EXP APR MAY 2022	Open	62322	06/06/22	06/23/22	002985CHRISTINA CHESNO	\$48.80
REIMB 06/07/2022	Open	62322	06/07/22	06/23/22	003484CHRISTINE ANDREWS	\$276.06
REIMB JUNE 2022	Open	62322	06/07/22	06/23/22	003484CHRISTINE ANDREWS	\$90.98
MAY 2022 MILEGE	Open	62322	06/02/22	06/23/22	000573CHRISTY DESSELLE	\$21.88
ACCOMPANIST	Open	62322	06/01/22	06/23/22	003696CINDY COTHERMAN	\$200.00
EP000140659	Open	62322	05/23/22	06/23/22	3180COLLEGE BOARD	\$10,749.00
76001	Open	62322	04/30/22	06/23/22	1791COMBUSTION SERVICE & EQUIPMENT CO	\$6,875.00
CR-1679	Open	62322	05/31/22	06/23/22	002705COUNTRYREPORTS	\$95.00
B553790	Open	62322	05/31/22	06/23/22	002455CRAIG'S HARDWARE, INC	\$34.72
792358	Open	62322	06/07/22	06/23/22	002964Commonwealth Charter Academy	\$9,397.26
305405	Open	62322	05/11/22	06/23/22	147D & G RENT-ALLS	\$55.98
W8321	Open	62322	05/17/22	06/23/22	147D & G RENT-ALLS	\$28.20
MAR APR MAY 2022	Open	62322	05/25/22	06/23/22	003626DARRIN FLEISCHMAN	\$467.69

Date: 06/10/22
 Time: 13:38:25
 Release Dates 07/07/21 - 06/29/22

Blackhawk School District
Invoice Listing 2021-2022 for FUND: 10
Vendor # 000011 - YMCA

Page: 3
 BAR043
 Invoice # *V*107400330 - XC PIAA

Invoice #	Stat	Batch	Invoice Date	Release Date	Vendor Number/Name	Invoice Amount
343221	Open	62322	05/19/22	06/23/22	1648D H BERTENTHAL	\$208.00
343545	Open	62322	06/02/22	06/23/22	1648D H BERTENTHAL	\$1,275.17
115795	Open	62322	06/09/22	06/23/22	004372DILLON MCCANDLESS KING COULTER & GRAHAM	\$15,417.13
59246	Open	62322	06/01/22	06/23/22	003050Digital Assurance Certificatin LLC	\$1,500.00
MARCH APR MAY 2022	Open	62322	06/02/22	06/23/22	003998ERIC BAKER	\$148.01
066274	Open	62322	05/19/22	06/23/22	0993ERZEN ASSOCIATES, INC	\$102.50
REF 20220125-161826915	Open	62322	03/01/22	06/23/22	004384GAMESTRAT	\$1,400.00
786316	Open	62322	04/30/22	06/23/22	102971GLADE RUN LUTHERAN SERVICES	\$2,263.04
786380	Open	62322	04/30/22	06/23/22	102971GLADE RUN LUTHERAN SERVICES	\$3,005.60
786791	Open	62322	04/30/22	06/23/22	102971GLADE RUN LUTHERAN SERVICES	\$3,298.51
788503	Open	62322	04/30/22	06/23/22	102971GLADE RUN LUTHERAN SERVICES	\$127.50
2288758	Open	62322	04/04/22	06/23/22	004390GUILFORD PRESS	\$175.00
2022 PROGRAM	Open	62322	05/19/22	06/23/22	003442GameDay Publications	\$1,225.00
1515	Open	62322	04/14/22	06/23/22	003860HARDIEWEAR LLC	\$1,130.00
2022-34	Open	62322	06/06/22	06/23/22	003256HAWLEY CONSULTING GROUP	\$5,100.00
APRIL 2022	Open	62322	05/12/22	06/23/22	000497HEATHER KRONK WEST	\$400.00
MARCH 2022	Open	62322	05/12/22	06/23/22	000497HEATHER KRONK WEST	\$550.00
MAY 1 2022	Open	62322	05/01/22	06/23/22	1420HERITAGE VALLEY REHAB	\$3,000.00
422	Open	62322	04/30/22	06/23/22	000963HOPE ACADEMY	\$8,000.00
16238	Open	62322	05/16/22	06/23/22	002405HORIZON INFORMATION SERVICES	\$2,760.00
05/20/2022	Open	62322	05/20/22	06/23/22	923HORN TRUCKING CO	\$852.66
2201	Open	62322	03/22/22	06/23/22	002110INSTRUMENTALIST AWARDS	\$155.00
1756	Open	62322	06/01/22	06/23/22	004221J MARTIN & ASSOCIATES	\$540.21
025519	Open	62322	05/19/22	06/23/22	01580JANITORS SUPPLY CO INC.	\$384.12
PIAA TRACK	Open	62322	06/02/22	06/23/22	000653JARROD MCCOWIN	\$987.84
APRIL MAY 2022 MILEAGE	Open	62322	05/24/22	06/23/22	102973JEFF CIENIK	\$144.38
MAY 2022 MILEAGE	Open	62322	06/06/22	06/23/22	002230JIM COX	\$17.26
APR-JUNE 2022 MILEAGE	Open	62322	06/07/22	06/23/22	07153JODI BORRONI	\$40.95
88792693	Open	62322	05/19/22	06/23/22	000572JOHNSON CONTROLS	\$1,321.46
51575	Open	62322	05/26/22	06/23/22	86JOSEPH J. BRUNNER, INC	\$1,827.28
79401	Open	62322	04/30/22	06/23/22	86JOSEPH J. BRUNNER, INC	\$65.00
28779447	Open	62322	05/07/22	06/23/22	160JOSTENS	\$1,038.50
N003031833	Open	62322	05/03/22	06/23/22	160JOSTENS	\$347.75

Blackhawk School District
Invoice Listing 2021-2022 for FUND: 10
Vendor # 000011 - YMCA

Invoice #	Stat	Batch	Invoice Date	Release Date	Vendor Number/Name	Invoice Amount
STUDENT CAP & GOWN	Open	62322	05/06/22	06/23/22	160JOSTENS	\$30.00
MAY 2022 MILEAGE	Open	62322	05/24/22	06/23/22	004277KAYLA HULLIHEN	\$117.87
613760	Open	62322	05/16/22	06/23/22	002862KELLY SERVICES INC	\$17,010.00
616751	Open	62322	05/26/22	06/23/22	002862KELLY SERVICES INC	\$21,735.00
619772	Open	62322	06/02/22	06/23/22	002862KELLY SERVICES INC	\$16,955.37
622855	Open	62322	06/09/22	06/23/22	002862KELLY SERVICES INC	\$9,870.00
2200001528	Open	62322	04/30/22	06/23/22	0905KEYSTONE EDUCATION CENTER	\$118.60
21/22 MILEAGE	Open	62322	06/01/22	06/23/22	001184LAUREN STEIN	\$242.49
PDS 6344	Open	62322	04/30/22	06/23/22	002462LEADER SERVICES	\$361.60
2375	Open	62322	05/16/22	06/23/22	003605LEARNING TO SOAR	\$45.00
28200	Open	62322	05/20/22	06/23/22	004216LIKEN HOME CARE	\$304.50
05/23/2022	Open	62322	05/23/22	06/23/22	8067LINCOLN PARK PERFORMING ARTS SCHOOL	\$79,720.12
KOK MILEAGE 2022	Open	62322	05/23/22	06/23/22	001343LORI SHAFFER	\$77.22
HER-113854	Open	62322	06/07/22	06/23/22	004223M&R POWER EQUIPMENT GROUP	\$297.00
HER-375299	Open	62322	05/17/22	06/23/22	004223M&R POWER EQUIPMENT GROUP	\$43.24
REIMB 21/22 MILEAGE	Open	62322	05/26/22	06/23/22	000252MARIAH BROWN	\$421.38
E5708470756	Open	62322	04/30/22	06/23/22	002337MAXIM STAFFING SOLUTIONS	\$2,174.15
E5769800756	Open	62322	05/07/22	06/23/22	002337MAXIM STAFFING SOLUTIONS	\$2,035.20
E5850120756	Open	62322	05/14/22	06/23/22	002337MAXIM STAFFING SOLUTIONS	\$1,564.80
1594	Open	62322	06/01/22	06/23/22	10043McCARTER TRANSIT	\$164,786.52
1599	Open	62322	06/01/22	06/23/22	10043McCARTER TRANSIT	\$3,318.90
1606	Open	62322	06/01/22	06/23/22	10043McCARTER TRANSIT	\$11,336.89
1607	Open	62322	06/01/22	06/23/22	10043McCARTER TRANSIT	\$130,656.40
1595	Open	62322	06/01/22	06/23/22	366MCCARTER TRANSIT INC	\$1,751.60
11618	Open	62322	02/16/22	06/23/22	637MCCARTER TRANSIT INC	\$339.00
11619	Open	62322	02/17/22	06/23/22	637MCCARTER TRANSIT INC	\$359.00
MAY-JUNE 2022	Open	62322	06/08/22	06/23/22	637MCCARTER TRANSIT INC	\$15,187.70
47034	Open	62322	04/27/22	06/23/22	002790MGSOFT-NET	\$60.00
ARI2204-012-004	Open	62322	05/01/22	06/23/22	002967MHY Family Services	\$5,320.00
MILEAGE APRIL 2022	Open	62322	05/23/22	06/23/22	003806MIKAELA KALMER	\$24.16
05/17/2022	Open	62322	05/17/22	06/23/22	003759MILLIGANS M&M PROPERTY MAINTENANCE	\$150.00
215257	Open	62322	05/31/22	06/23/22	406National Plumbing & Heating Supply	\$7.76
22323777	Open	62322	05/31/22	06/23/22	001016OFFICE DEPOT	\$1,163.19

Date: 06/10/22

Time: 13:38:25

Release Dates 07/07/21 - 06/29/22

Blackhawk School District
Invoice Listing 2021-2022 for FUND: 10
Vendor # 000011 - YMCA

Page: 5

BAR043

Invoice # *V*I07400330 - XC PIAA

Invoice #	Stat	Batch	Invoice Date	Release Date	Vendor Number/Name	Invoice Amount
225273370	Open	62322	06/01/22	06/23/22	914ORKIN PEST CONTROL	\$50.01
225273393	Open	62322	06/01/22	06/23/22	914ORKIN PEST CONTROL	\$50.01
225273416	Open	62322	06/01/22	06/23/22	914ORKIN PEST CONTROL	\$112.49
225273439	Open	62322	06/01/22	06/23/22	914ORKIN PEST CONTROL	\$50.01
7322	Open	62322	06/07/22	06/23/22	003607PAFF CUSTOM WELDING LLC	\$975.00
789636	Open	62322	05/19/22	06/23/22	000783PENNSYLVANIA VIRTUAL CHARTER SCHOOL	\$3,207.89
1770700B	Open	62322	05/13/22	06/23/22	003395PETROLEUM TRADERS CORP	\$1,300.00
1776131	Open	62322	05/31/22	06/23/22	003395PETROLEUM TRADERS CORP	\$7,882.20
INV837621	Open	62322	05/09/22	06/23/22	528PIONEER MANUFACTURING CO	\$729.32
HMSSASSLH	Open	62322	05/12/22	06/23/22	01578PITTSBURGH CENTER FOR THE ARTS	\$2,000.00
76982	Open	62322	05/31/22	06/23/22	158PITTSBURGH POST GAZETTE	\$1,066.00
7845567 BALANCE	Open	62322	06/09/22	06/23/22	9029REALLY GOOD STUFF INC	\$42.02
21/22 MILEAGE	Open	62322	06/02/22	06/23/22	000780RYAN RICCIARDI	\$225.35
790179	Open	62322	06/01/22	06/23/22	003091Reach Cyber Charter School	\$9,253.61
8053441	Open	62322	05/19/22	06/23/22	003274Royal Publishing	\$195.00
APRIL 2022 MILEAGE	Open	62322	05/23/22	06/23/22	002931SCOTT STITELER	\$24.69
TSA NATIONALS	Open	62322	05/19/22	06/23/22	000249SHANNON PARISH	\$777.52
SF004134	Open	62322	05/12/22	06/23/22	1983SMART FUTURES	\$6,000.00
JUNE 06 2022	Open	62322	06/06/22	06/23/22	1645SOUTH BEAVER TOWNSHIP	\$38.50
37608\	Open	62322	04/29/22	06/23/22	002987STAT Staffing Medical Services, Inc	\$3,372.70
37667	Open	62322	05/06/22	06/23/22	002987STAT Staffing Medical Services, Inc	\$782.08
37727	Open	62322	05/13/22	06/23/22	002987STAT Staffing Medical Services, Inc	\$1,368.64
24319	Open	62322	05/28/22	06/23/22	0148STEELE PRINT	\$1,350.00
05/09/2022	Open	62322	05/09/22	06/23/22	003997STEPHEN MARK HAGBERG	\$70.00
3262	Open	62322	04/14/22	06/23/22	002141SUPER TEACHER WORKSHEETS	\$350.00
REIMB NASN DUES	Open	62322	05/12/22	06/23/22	001459SUSAN HULLIHEN	\$130.00
APRIL 2022	Open	62322	05/01/22	06/23/22	002785THE WESTERN PA SCHOOL FOR BLIND CHILDREN	\$588.00
MARCH 2022	Open	62322	05/01/22	06/23/22	002785THE WESTERN PA SCHOOL FOR BLIND CHILDREN	\$661.50
4246	Open	62322	04/01/22	06/23/22	4155THE PREVENTION NETWORK	\$6,202.00
4287	Open	62322	05/01/22	06/23/22	4155THE PREVENTION NETWORK	\$6,202.00
3006628620	Open	62322	06/01/22	06/23/22	198TK ELEVATOR CORPORATION	\$390.00
MAY 2022 MILEAGE	Open	62322	06/03/22	06/23/22	04351TIM LINKENHEIMER	\$36.56

Date: 06/10/22
 Time: 13:38:25
 Release Dates 07/07/21 - 06/29/22

Blackhawk School District
Invoice Listing 2021-2022 for FUND: 10
Vendor # 000011 - YMCA

Page: 6
 BAR043
 Invoice # *V*107400330 - XC PIAA

Invoice #	Stat	Batch	Invoice Date	Release Date	Vendor Number/Name	Invoice Amount
NATIONAL TSA CONF	Open	62322	05/19/22	06/23/22	04351TIM LINKENHEIMER	\$1,162.24
206449	Open	62322	06/02/22	06/23/22	002845TMS Equiparts	\$421.18
206450\	Open	62322	06/02/22	06/23/22	002845TMS Equiparts	\$565.66
206451	Open	62322	06/02/22	06/23/22	002845TMS Equiparts	\$648.69
206483	Open	62322	06/02/22	06/23/22	002845TMS Equiparts	\$552.52
206484	Open	62322	06/02/22	06/23/22	002845TMS Equiparts	\$565.53
39975581	Open	62322	05/11/22	06/23/22	003175TOSHIBA FINANCIAL SERVICES	\$4,388.36
5588588	Open	62322	05/15/22	06/23/22	003200TOSHIBA BUSINESS SOLUTIONS	\$543.11
5597325	Open	62322	05/25/22	06/23/22	003200TOSHIBA BUSINESS SOLUTIONS	\$318.70
12136463	Open	62322	05/06/22	06/23/22	000812TRANE INC	\$364.79
312628998	Open	62322	05/17/22	06/23/22	000812TRANE INC	\$1,384.00
312661590	Open	62322	05/31/22	06/23/22	000812TRANE INC	\$2,110.00
312669313	Open	62322	06/02/22	06/23/22	000812TRANE INC	\$11,569.00
15452	Open	62322	05/20/22	06/23/22	622TRUSCO	\$54.85
205938417-001	Open	62322	05/10/22	06/23/22	06218UNITED RENTALS, INC	\$789.45
5.2022	Open	62322	05/04/22	06/23/22	103065UPPER ST. CLAIR SCHOOL DISTRICT	\$450.00
11254	Open	62322	05/11/22	06/23/22	003671UZBL	\$11,532.50
501472	Open	62322	05/11/22	06/23/22	7995V-SYSTEMS	\$5,209.20
MAY 12 2022 INVOICE	Open	62322	05/12/22	06/23/22	YMCA YMCA OF BEAVER COUNTY	\$15,555.00
APRIL 2022 MILEAGE	Open	62322	06/01/22	06/23/22	004365ZACK HAYWARD	\$30.89
MAY 2022 MILEAGE	Open	62322	06/01/22	06/23/22	004365ZACK HAYWARD	\$137.17
Total Open						\$1,032,767.27
Total Paid						\$0.00
					Grand Total 187 Paid/Open Invoices	\$1,032,767.27

Date: 06/10/22
Time: 13:38:39
Release Dates 07/07/21 - 06/29/22

Blackhawk School District
Invoice Listing 2021-2022 for FUND: 32
Vendor # 000011 - YMCA

Page: 1
BAR043
Invoice # *V*I07400330 - XC PIAA

<u>Invoice #</u>	<u>Stat</u>	<u>Batch</u>	<u>Invoice Date</u>	<u>Release Date</u>	<u>Vendor Number/Name</u>	<u>Invoice Amount</u>
061	Open	62322	06/02/22	06/23/22	003354INTEGRATED ENVIRONMENTAL SERVICES, LLC	\$1,250.00
Total Open						\$1,250.00
Total Paid						\$0.00
					Grand Total 1 Paid/Open Invoices	\$1,250.00

Date: 06/10/22
 Time: 13:38:50
 Release Dates 07/07/21 - 06/29/22

Blackhawk School District
Invoice Listing 2021-2022 for FUND: 51
Vendor # 000011 - YMCA

Page: 1
 BAR043
 Invoice # *V*107400330 - XC PIAA

Invoice #	Stat	Batch	Invoice Date	Release Date	Vendor Number/Name	Invoice Amount
MAY-JUNE 2022	Open	62322	06/06/22	06/23/22	002796ALFRED NICKLES BAKERY, INC	\$1,517.97
APR-JUNE 2022 MILEAGE	Open	62322	06/06/22	06/23/22	002925Cherie Fleischman	\$100.04
REIMB PC JUNE 2022	Open	62322	06/06/22	06/23/22	002925Cherie Fleischman	\$70.63
REFUND	Open	62322	06/09/22	06/23/22	000082DAVID C GIBSON	\$178.65
2317313	Open	62322	05/30/22	06/23/22	004280GOLD STAR FOODS INC	\$127.90
3135212	Open	62322	05/24/22	06/23/22	004280GOLD STAR FOODS INC	\$78.60
3136596	Open	62322	05/27/22	06/23/22	004280GOLD STAR FOODS INC	\$2.00
MAY 2022	Open	62322	06/01/22	06/23/22	004185MONTEVERDE'S INC	\$3,322.57
MAY 2022 MILEAGE	Open	62322	06/03/22	06/23/22	003057SHELLEY HORTON	\$129.28
REFUND	Open	62322	06/09/22	06/23/22	000093TORIE SIAUS	\$40.95
467708	Open	62322	05/06/22	06/23/22	001861TRIMARK	\$110.19
MAY 2022	Open	62322	06/01/22	06/23/22	003979TURNER DAIRY FARMS INC	\$11,034.43
05/31/2022 STMT DATE	Open	62322	05/31/22	06/23/22	002795US FOODS, INC	\$32,854.64
Total Open					\$49,567.85	
Total Paid					\$0.00	
Grand Total 13 Paid/Open Invoices						\$49,567.85

Gross Payroll for Month Ending: May 2022

Check Date	Gross Wages
5/13/2022	641,624.36
5/27/2022	674,603.44
	<hr/>
	<u>1,316,227.80</u>

SUMMARY OF BUDGET SUMMARY JUNE 16, 2022
 BLACKHAWK SCHOOL DISTRICT
 2022-23 Budget Assumptions
 School Board Budget Meetings June 16, 2022

FY 2022-23 REVENUE ASSUMPTIONS: The District assumed conservative revenue in preparing the budget

		Revenue	
1	State Basic Ed. Subsidy along with other State Funding Gov/Budget	\$	18,919,916
2	Federal Funding Gov/Budget	\$	1,061,391
3	Local Funding (0) mill Increase	\$	20,411,744
	1-3 Revenue	\$	40,393,051
4	Local Funding (1) mill Increase	\$	20,647,331
	1-2-4 Revenue	\$	40,628,638
5	Local Funding (1.5) mill Increase	\$	20,765,125
	1-2-5 Revenue	\$	40,746,432

FY 2019-20 EXPENDITURE ASSUMPTIONS: The District assumed the maximum expenditures

		Expenditure	
1a	Total Salaries (Less Coaches - Activity Pay, etc...)		\$16,476,684
1b	Total Salaries (Coaches, Trainers, AD, K.S.)		\$608,980
1	TOTAL SALARIES		\$17,085,664
2a	Total Benefits (PSERS, FICA, WC, Hlth/Dental/Vision, etc...)		\$10,278,405
2b	Total Benefits (Coaches, Trainers, AD, K.S.)		
2	TOTAL BENEFITS		\$10,278,405
3	Early Retirement Incentives (BEA - CBA Retiree Payout, Retiree Hlth)	\$	291,483
4	Debt Services (Principle/Interest)	\$	4,032,262
5	Tranportation (Reg. Ed/Spec. Ed./Other)	\$	2,557,483
6	Tuition (Charter, Vocational, IU, Other Special Schools, etc...)	\$	1,962,780
7	Student Activities (Coaching Salaries, Uniforms, etc...)	\$	353,856
8	2600's (Maintenance Costs)	\$	1,382,323
9	Additional Costs (Supplies, etc...)	\$	2,196,004
10	ESSER Expenditures	\$	704,772
	TOTAL EXPENDITURES		\$40,845,032

FY 2019-20 Revenue - Expenditures

1	SCENARIO 1 (0 - MILL TAX INCREASE)		
	REVENUE	\$	40,393,051
	EXPENDITURES	\$	40,746,432
	BUILDINGS & GROUND EXTRA EXPENDITURES	\$	190,991
	Revenue - Expenditures	\$	(544,372)
2	SCENARIO 2 (1 - MILL TAX INCREASE)		
	REVENUE	\$	40,628,638
	EXPENDITURES	\$	40,746,432
	BUILDINGS & GROUND EXTRA EXPENDITURES	\$	190,991
	Revenue - Expenditures	\$	(308,785)
3	SCENARIO 3 (1.5 - MILL TAX INCREASE)		
	REVENUE	\$	40,746,432
	EXPENDITURES	\$	40,746,432
	BUILDINGS & GROUND EXTRA EXPENDITURES	\$	190,991
	Revenue - Expenditures	\$	(190,991)

FY 2022-23 Revenue - Expenditures

1	SCENARIO 1 - 69 Mills (0 - MILL TAX INCREASE)	REVENUE	\$	40,393,051	
		EXPENDITURES	\$	40,746,432	
		BUILDINGS & GROUND REQUESTED TRACTOR (INCLUDING LEASE PAYOFF)	\$	190,991	
			\$	29,689	
				(574,061)	equals 2.20 mills
2	SCENARIO 2 - 70.0 Mills (1 - MILL TAX INCREASE)	REVENUE	\$	40,628,638	
		EXPENDITURES	\$	40,746,432	
		BUILDINGS & GROUND REQUESTED TRACTOR (INCLUDING LEASE PAYOFF)	\$	190,991	
			\$	29,689	
				(338,474)	equals 1.30 mills
3	SCENARIO 3 - 70.5 Mills (1.5 - MILL TAX INCREASE)	REVENUE	\$	40,746,432	
		EXPENDITURES	\$	40,746,432	
		BUILDINGS & GROUND REQUESTED TRACTOR (INCLUDING LEASE PAYOFF)	\$	190,991	
			\$	29,689	
				(220,680)	equals 0.85 mills
		Revenue - Expenditures			
		Fund Balance - With no Increase In Millage			
		Ending Fund Balance June 30, 2021 (Audited)	\$	7,364,764	
		2021-2022 Revenues (at 06/21/22)	\$	37,190,341	
		2021-2022 Expenditures (at 06/21/22)	\$	38,839,751	
		Ending Fund Balance June 30, 2022 (Estimated)	\$	5,715,354	
		Ending Fund Balance June 30, 2022 (Estimated)	\$	5,715,354	
		2022-2023 Revenues (Budgeted no increase in Mills)	\$	40,393,051	
		2022-2023 Expenditures (Budgeted)	\$	40,746,432	
		2022-2023 Buildings and Grounds Extra Expenditures	\$	190,991	
		2022-2023 Buildings and Grounds Requested Tractor (including lease payoff)	\$	29,689	
		Ending Fund Balance June 30, 2022 (Estimated)	\$	5,141,293	
		DECREASE IN FUND BALANCE IN ONE YEAR	\$	(2,223,471)	



THE A.G. MAURO COMPANY
 310 ALPHA DRIVE, PITTSBURGH, PA 15238
 TELEPHONE: (412)782-6600
 FAX: (412)963-6913
 ARCHITECTURAL HARDWARE, DOORS & SPECIALTIES

QUOTE NO. AJP060222-2
 JUNE 2, 2022

BLACKHAWK SCHOOL DISTRICT
 ATTN: MR. DARRIN FLEISCHMAN
 EMAIL: fleischmandarrin@bsd.k12.pa.us
 JOB NAME:

BLACKHAWK PATTERSON ELEMENTARY

PHONE: (724) 846-6600 EXT. 1015

WE HEREBY PROPOSE TO FURNISH THE FOLLOWING MATERIALS:

- A) FINISH HARDWARE
 - 1 EA. SARGENT LATCH RETRACTION RIM PANIC DEVICES 56-8810 X 32D
 - 1 EA. ROCKWOOD RECESSED PULL 94 X 32D
 - 1 EA. SECURITRON DOOR LOOP TSB-C
 - 1 EA. SARGENT DOUBLE DOOR STRIKE 644

TOTAL BID PRICE INSTALLED: \$ 3,290.00

QUALIFICATIONS:

1. ANY FIELD CHANGES OR CORRECTIVE WORK CANNOT BE ASSESSED AGAINST THE A.G. MAURO COMPANY OR RESPECTIVE MANUFACTURERS WITHOUT PRIOR APPROVAL.

PLEASE SIGN AND RETURN THIS QUOTATION IF WE ARE TO PROCEED.
NO FURTHER ACTION WILL BE TAKEN AT THIS TIME.

COSTARS CONTRACT # 008-289

STATE CONTRACT #4400014916

VENDOR #143426



Terms No Retention-Net 30 Days

Finance charge of 1-1/4% per month.
 will be applied on invoices after 60 days.

Quoted By *Angelo J. Papale*

Angelo J. Papale, Ext. 143
 Commercial Sales

All Prices delivered unless noted. All prices quoted herein are guaranteed for fifteen (15) days only unless otherwise noted, and are thereafter subject to change without notice. All quotations made and orders received applying thereto are subject to the approval of our Credit Dept.

ACCEPTANCE OF PROPOSAL: The above prices, specifications, terms and conditions are satisfactory and are hereby accepted.

DATE OF ACCEPTANCE _____

COMPANY _____
 BY _____



THE A.G. MAURO COMPANY
 310 ALPHA DRIVE, PITTSBURGH, PA 15238
 TELEPHONE: (412)782-6600
 FAX: (412)963-6913
 ARCHITECTURAL HARDWARE, DOORS & SPECIALTIES

QUOTE NO. AJP060222-1
 JUNE 2, 2022

BLACKHAWK SCHOOL DISTRICT
 ATTN: MR. DARRIN FLEISCHMAN
 EMAIL: fleischmandarrin@bsd.k12.pa.us
 JOB NAME:

PHONE: (724) 846-6600 EXT. 1015

BLACKHAWK INTERMEDIATE CAFETERIA

WE HEREBY PROPOSE TO FURNISH THE FOLLOWING MATERIALS:

- A) FINISH HARDWARE
 - 6 EA. VON DUPRIN ROLLER STRIKES
 - 6 EA. SARGENT DOOR CLOSERS
 - 3 PIECES GASKETING 2891APK

TOTAL BID PRICE INSTALLED: \$ 4,470.00

QUALIFICATIONS:

1. ANY FIELD CHANGES OR CORRECTIVE WORK CANNOT BE ASSESSED AGAINST THE A.G. MAURO COMPANY OR RESPECTIVE MANUFACTURERS WITHOUT PRIOR APPROVAL.

PLEASE SIGN AND RETURN THIS QUOTATION IF WE ARE TO PROCEED.
NO FURTHER ACTION WILL BE TAKEN AT THIS TIME.

COSTARS CONTRACT # 008-289

STATE CONTRACT #4400014916

VENDOR #143426



Terms No Retention-Net 30 Days

Quoted By

Angelo J. Papale

Finance charge of 1-1/4% per month.
 will be applied on invoices after 60 days.

Angelo J. Papale, Ext. 143
 Commercial Sales

All Prices delivered unless noted. All prices quoted herein are guaranteed for fifteen (15) days only unless otherwise noted, and are thereafter subject to change without notice. All quotations made and orders received applying thereto are subject to the approval of our Credit Dept.

ACCEPTANCE OF PROPOSAL: The above prices, specifications, terms and conditions are satisfactory and are hereby accepted.

DATE OF ACCEPTANCE _____

COMPANY _____

BY _____

Service Proposal

Service Provider: Procter Fire Protection
 Quoted by: Andy Procter
 Email Approval to: andy@procterfire.com

Bid Date: 05/01/22
 Date of Service: DNA
 Original P.O. #: DNA
JOB SITE: BLACKHAWK AREA SCHOOL DISTRICT
"Blackhawk Intermediate School"
Beaver Falls, PA

Attention : Connie Darke

Description of Work

Install a new cellular fire alarm dialer to provide 24/7 central station coverage for the Intermediate School.

Excluding

Over-time
 Permits
 Plan review

Materials

Quantity	Item Description	Price for Each	Total
1	Starlink cellular fire alarm dialer communicator	\$ 350.00	\$ 350.00
1	Expander antenna (IF NEEDED)	\$ 350.00	\$ 350.00
1	Misc. (hardware, fasteners, wiring, conduit, etc.)	\$ 100.00	\$ 100.00
12	Annual subscription (cellular connection to central station)(2022-23)	\$ 50.00	\$ 600.00
12	Annual central station subscription	\$ 50.00	\$ 600.00
		\$ -	\$ -
		\$ -	\$ -
Material TOTAL			\$ 2,000.00

Labor

	Labor Hours Worked	Hourly Rate	
INCURRED LABOR		\$0.00	\$ -
INCURRED TRAVEL		\$0.00	\$ -
PROPOSED LABOR			
2 techs (1 day)	16	\$85.00	\$ 1,360.00
		\$0.00	\$ -
		\$ -	\$ -
		\$ -	\$ -
		\$ -	\$ -

Labor Total	\$1,360.00
Material Total	\$2,000.00

SUBTOTAL	\$3,360.00
FREIGHT	\$75.00

Not to Exceed (excluding tax) TOTAL \$ 3,435.00

⏪ Reply all ✓ 🗑 Delete 🚫 Junk Block ...

[** EXTERNAL **] Re: [** EXTERNAL **] Intermediate School

🕒 You replied on Tue 5/31/2022 10:07 AM

Andy Procter <andy@procterfire.com>

👍 ⏪ ⏩ → 🗑 ...

To: Darrin Fleischman

Tue 5/31/2022 9:53 AM

CAUTION: This email originated from outside of Blackhawk School District. Do not click links or open attachments unless you recognize the sender and know the content is safe.

D:

Hey, buddy! I hope you had a good holiday weekend!

Second 2023 line? I can read everything on my copy. Can you set me straight if I'm missing something?

Contract: With the cellular and the monitoring service, there is no contract. You can cancel at any time.. If you cancel one or both, it may just take me a little while to get everything officially canceled and a refund issued to you (like within a week or so), is all, if that makes sense? Honestly, I've never had to do either before. :)

We may have a little extra time this Friday to pop in. Will you be around that day?

Let me know if you need anything else.

On Tue, May 31, 2022 at 7:42 AM Darrin Fleischman <fleischmandarrin@bsd.k12.pa.us> wrote:
Good morning,

Please make the annual subscription readable across the line. I cannot read the second year (2023). Please state in the Service Proposal what we need to do to get out of the contract. Can we end this at our discretion and if you require notice and how much time it you require? Our solicitor will look at this before the next school board meeting and we need to answer his questions ahead to not hold up the project.

Let me know when you want to check the signal around the proposed dialer.

Thank you,

Darrin Fleischman
Facilities Director

StarLink Omni X

Universal Extended Antenna

SLE-ANTEX Universal Extended Range Omnidirectional Cellular Antennas

StarLink Omni-X[®] SLE-ANTEX Series are universal, marine-grade indoor/outdoor multi-band, high-gain omnidirectional antennas, that dramatically increase cellular transmission capability and enable location flexibility, for use with StarLink Cell/IP Communicator models, as well as supporting most other brand radios, including Honeywell[®], Telguard[®] DSC[®], DMP[®], etc. **With LTE performance in particular, the antenna has excellent field-proven performance at all cellular bands.** The easy-to-install, maximum performance, wide-band antenna is omnidirectional, does not require aiming, and can be used to increase signal strength in all applications and cellular technologies: LTE, 4G, 3G, CLR, PCS, DCS, AWS, IMT, ISM, WCDMA, cellular, WiFi and WiMax.

All models are sold complete with premium low-loss LMR-type cable and mounting hardware, featuring a compact, long-life UV-stable conical shape antenna and physically resonant design; with an outstanding low VSWR of less than 1.5:1, for maximum radiated power and maximum signal sensitivity. LMR[®]-type cabling also enables optimum placement of the antenna at the highest possible elevation. Each SLE-ANTEX Series extended range antenna includes an L-bracket with stainless steel U-bolts for pole or wall mounting, ground fault isolation mounting plate (used for commercial fire applications) and premium low-loss cable, available in five lengths, 100', 75', 50', 30' or 4', to easily connect to StarLink and other brand cellular communicators.



FEATURES:

- Increase Cellular Transmission & Mounting Flexibility
- Universal use with StarLink Cellular Communicators & those of other manufacturers
- For Outdoor Use - Marine Grade
- All Applications: LTE, 4G, 3G, CLR, PCS, DCS, AWS, IMT, ISM, WCDMA, cellular, WiFi and WiMax
- Excellent 700MHz LTE performance
- VSWR <1.5:1 for max power and signal range
- RoHS Compliant
- 36-Month Napco Warranty
- Complete: Including Mounting Hardware and 4', 30', 50', 75' or 100' premium low-loss LMR-type cable

ORDERING INFORMATION:


SLE-ANTEXT100 Optional extended antenna with 100' ultra low-loss premium cable and complete hardware, including pole mount

SLE-ANTEXT75 As above, with 75' cable

SLE-ANTEXT50 As above, with 50' cable

SLE-ANTEXT30 As above, with 30' cable

SLE-ANTEXT04 As above, with 4' cable



StarLink Omni-X Extended Range Antennas are for Universal Use with StarLink & Most Other Cellular Radio Brands, i.e., DSC[®], DMP[®], Honeywell[®], Telguard[®] & more

SPECIFICATIONS:

Radiation Pattern:	Omni-Directional
Gain:	4-9dBi
Bandwidth:	VSWR: <1.5: 1 = 695-3000 MHz in all 3G & 4G Bands VSWR: <2.0: 1 = 695-3000 MHz
Impedance:	50 ohms
Max Input Power:	50 watts
Exterior Finish:	Black or white UV stable
Dimensions:	8 7/8" (225 mm) I x 2 3/8" (60 mm) OD
Weight:	Varies with model, cable length chose
RF Connector:	Type N female
PIM:	155dBc
Cable:	Low-loss cable with premium connectors & mounting hardware
Installation:	Included L Bracket with U-bolts for up to 2" pole
Elements:	Copper
Polarization:	Vertical
Wind Rating:	>110 MPH
Warranty:	3 years
Compliance:	RoHS

*

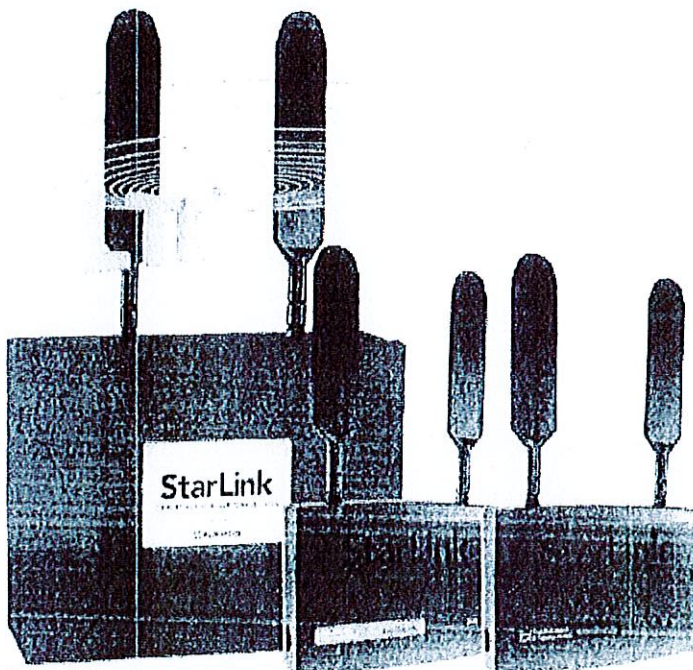
StarLink Communications by NAPCO Security Technologies, Inc.
1-800-645-9445 • 1-631-842-9400 • salesinfo@napcosecurity.com

StarLink

COMMERCIAL FIRE CELLULAR & IP

Commercial Fire Alarm Cellular &/or IP Fire Alarm LTE Communicators

- **Universal full event sole & dual path cellular &/or IP commercial fire alarm reporting from any panel brand, virtually anywhere nationwide**
- **Code-compliant, replaces 2 POTs lines per FACP** saves thousands of dollars per year over the leased landlines
- **Supports 12V-24V control panels and FACPs** that communicate using Contact ID and 4/2 (such as on legacy panels), as primary or backup
- **Full data Reporting to any Central Station nationwide, via choice of LTE Networks, Verizon[®] or AT&T[®].** Communicate critical life and safety alarm reports on LTE (Long Term Evolution) 10+ year life, cyber-protected multi-billion dollar cellular network, for maximum life safety & liability protection.
- **Proven to work even where other's won't - using Signal Boost[™] & twin dual diversity antennas** - Max. signal acquisition & null avoidance (receives signals simultaneously on both antennas)
- **Easiest installation, powered by panel, NO extra power supply, NO extra conduit.** (Excludes Direct AC-Powered "-PS" models, with transformer option.) †
- **Dual Path Cellular/IP Models Save Time & Money** - Uniquely including 4 programmable EOLR zone inputs; 2 Form C Relay outputs (no extra supervision modules to buy or install); plus, 2 Telephone-style jacks for easy FACP-connection. Self-supervised on 4 wires.
- **Preactivated to ensure communications** - saves time and labor onsite
- **LED Status /Trouble Indicators** 3 Radio Status LED Indicators (visible from outside standard model housing) - Green, Signal Strength; Amber- Busy/Activation; Red-Trouble (4 additional LEDs, not visible, for network status & troubleshooting). Power LED indicator viewable on outer metal enclosure models.
- **Over-the-Air Upgradable Communicator Firmware.** Remote ability for critical/mandatory updates, without a truck-roll
- **Cost-saving models and plans for any code requirement.** Dramatic savings over monthly dedicated landline charges.



Code-compliant standard or metal models on choice of Verizon or AT&T LTE networks.

UL and NFPA 72 Fire Code-Compliant, the StarLink Series Wireless Commercial Fire Alarm Sole Path & Dual Path Communicators provide universal support for any brand 12V to 24V fire alarm control panel, reporting in Contact ID and 4/2. With broadest LTE coverage footprint, Verizon or AT&T, using proven StarLink circuitry, they are also available in locking metal models. All provide the most economical solution for easy, versatile installation. Also regional compliances, i.e., CSFM, NYCFD, LAFD and more.

Easy, Universal Installation at Every Application; Panel-Powered Technology[™]. StarLink Fire Communications are easily connected to any panel or Fire Alarm Control Panel (FACP) standardly operating between 12V and 24V. Flexible in any application, StarLink Fire also comes in standard, or models in metal housings, with code-compliant supervision, and choice of power options, Panel-Powered Technology[™] (powered by the panel), or direct-connect 120VAC models. **Signal Boost circuitry & dual diversity antennae** for maximum signal acquisition & null avoidance, receiving signals simultaneously on both antennae.

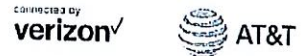
Flexible Performance & Reporting Options. StarLink Fire provides full data reporting, in sole and dual path, as a primary or backup, to any central station of your choice, without requiring any special equipment on premises. Ultra-affordable plans are available to meet various codes and requirements, with supervisory check-ins from 200 seconds, to 5 minutes; and/or from 1 to 6 hours. The units are very easily activated, plans and options are selected, and 24/7 account management is provided all through www.napccomnet.com.

Napco StarLink Universal Fire Alarm Communicators

- **Sole Path Cellular and Dual Path Cellular &/or IP Models**
- **Choice of LTE Networks**, Verizon or AT&T models
- **Choice of plans** (varies by model) - check-ins from 200 seconds to 5-minutes, and from 1 hour; up to 6 hours for dual path
- **Patented Signal Boost[™] and Dual Diversity Antennae** for maximum signal acquisition & null avoidance, receiving signals simultaneously on both antennae
- **Money-saving Tradeup incentive credit** for security professionals, on new or retrofit fire systems, i.e., tradeup missing/retired POTs lines, old radios & networks or new installations
- **Bonus: Full High-Speed Napco Panel remote uploading/downloading**
- **COMPLIANCES:** NFPA 72 Editions: 2019, 2016, 2013, 2010, 2007; UL 864, 10th Ed., UL1610, UL985, UL1023, NYCFD; CSFM; LAFD



Model Ordering & Specifications



	LTE Network	Cell	IP	WiFi Option**	Unique Onboard Labor/Cost-Saver Features	Electrical Input Patings	Inputs	Input Ratings	Outputs	Output Ratings	Other Power Supply (option)†
STANDARD MODELS (ABS) 5.38 x 7.88 x 1.88" (HWD)											
SOLE PATH											
SLE-LTEA-FIRE	AT&T	Yes	No	No		Panel-Powered Techy:†† Input Voltage/Input Current: 10V = 90mA; 12-25V = 71mA, 200mA peak during transmissions	IN1, IN2, IN3	IN1: 9-25VDC Max input current 2mA IN2, IN3: 9-25VDC Max input current 1.2mA	PGM1, PGM2, PGM3	Open Collector Outputs Max 3V when active, Max 25V when not active. Max current 24mA@ 25V	
SLE-LTEV-FIRE	Verizon	Yes	No	No							
DUAL PATH											
SLE-LTEAI-FIRE	AT&T	Yes	Yes	Yes	2 TelCo jacks for EZ FACP Connect; 4 Programmable EOLR zone inputs; 2 Form C Relay outputs (avoids reqt for supervision module)	Panel-Powered Techy:†† Input Voltage: 10-25VDC; Input Current: 162mA to 100mA standby; 300mA peak during transmissions	IN1, IN2, IN3, IN4, IN5	IN1: 9-25VDC Max input current 2mA IN2, IN3, IN4, IN5: 9-25VDC Max input current 1.2mA	OUT1, OUT2, PGM3	OUT1, OUT2: Dry Contact, Form C Relay, 30V AC/DC, 500mA Max PGM3: Open Collector Outputs Max 3V when active, Max 25V when active. Max current 24mA@ 25V	
SLE-LTEVI-FIRE	Verizon	Yes	Yes	Yes							
MODELS IN METAL ENCLOSURE 9.63 x 11.75 x 3.38" (HWD)											
SOLE PATH											
SLE-LTEA-CFB	AT&T	Yes	No	No		Panel-Powered Techy:†† Input Voltage/Input Current: 10V = 90mA; 12-25V = 71mA, 200mA peak during transmissions	IN1, IN2, IN3	IN1: 9-25VDC Max input current 2mA IN2, IN3: 9-25VDC Max input current 1.2mA	PGM1, PGM2, PGM3	Open Collector Outputs Max 3V when active, Max 25V when not active. Max current 24mA@ 25V	
SLE-LTEV-CFB	Verizon	Yes	No	No							
SLE-LTEA-CFB-PS	AT&T	Yes	No	No		Direct AC-Powered: Input Voltage: 120VAC nominal Input Current: 150mA max; maximum charging current: 200mA	IN1, IN2, IN3	IN1: 9-25VDC Max input current 2mA IN2, IN3: 9-25VDC Max input current 1.2mA	PGM1, PGM2, PGM3	Open Collector Outputs Max 3V when active, Max 25V when not active. Maximum current 24mA@ 25V	Transformer (TRF12 16VAC, 20VA transformer)
SLE-LTEV-CFB-PS	Verizon	Yes	No	No							
DUAL PATH											
SLE-LTEAI-CFB	AT&T	Yes	Yes	Yes	2 TelCo jacks for EZ FACP Connect; 4 Programmable EOLR zone inputs; 2 Form C Relay outputs (avoids reqt for supervision module)	Panel-Powered Techy:†† Input Voltage: 10-25VDC; Input Current: 162mA to 100mA standby; 300mA peak during transmissions	IN1, IN2, IN3, IN4, IN5	IN1: 9-25VDC Max input current 2mA IN2, IN3, IN4, IN5: 9-25VDC Max input current 1.2mA	OUT1, OUT2, PGM3	OUT1, OUT2: Dry Contact, Form C Relay, 30V AC/DC, 500mA Max PGM3: Open Collector Outputs Max 3V when active, Max 25V when active. Max current 24mA@ 25V	
SLE-LTEVI-CFB	Verizon	Yes	Yes	Yes							
SLE-LTEAI-CFBPS	AT&T	Yes	Yes	Yes	2 TelCo jacks for EZ FACP Connect; 4 Programmable EOLR zone inputs; 2 Form C Relay outputs (avoids reqt for supervision module)	Direct AC-Powered: Input Voltage: 120VAC nominal Input Current: 200mA max; maximum charging current: 200mA	IN1, IN2, IN3, IN4, IN5	IN1: 9-25VDC Max input current 2mA IN2, IN3, IN4, IN5: 9-25VDC Max input current 1.2mA	OUT1, OUT2, PGM3	OUT1, OUT2: Dry Contact, Form C Relay, 30V AC/DC, 500mA Max PGM3: Open Collector Outputs Max 3V when active, Max 25V when active. Max current 24mA@ 25V	Transformer (TRF12 16VAC, 20VA transformer)
SLE-LTEVI-CFBPS	Verizon	Yes	Yes	Yes							

ACCESSORIES:

SLE-WIFI-MODULE Optionally connects supported dual path models to Internet via WiFi, eliminating Ethernet cable connection. Requires 7AH batt'y. (**See details W12191)

SLE-ANEXT75 Optional extended range omni. antenna w/ 75' cable, premium low-loss cable & full mounting hardware & ground fault isolation mounting plate

SLE-ANEXT50 As above, with 50' cable


SLE-ANEXT30 As above, with 30' cable

TRF12 Optional Plug in AC Transformer, 16.5V / 20VA (use is subject to local code compliance)

Free Commercial Fire LTE Tradeup Trifold Brochures / Mailers/Stuffers (A747)



FireLink™ Integrated Fire Alarm Control Panel w/ StarLink Fire LTE Built In



FL-32FACP-LTEV Firewolf 8 Zone 24V Conventional Commercial Fire Alarm Control Panel with onboard StarLink Fire® Sole Path, Verizon LTE Cellular Alarm Communicator and integral menu-driven LCD annunciator, w/ 4amp, 24V power supply. Optionally expandable up to 32 points/zones via commercial addressable, wireless or conventional fire devices (2 onboard NACs providing up to 4A notification power). Locking, metal red enclosure, (surface or flush mount) removable 16"x17" door w/ 14.25"x16" base, Houses 16Ah battery backup.



Notes: Always consult the manual and/or digital manual for complete information for your application. StarLink Fire, FireLink™, FireWolf, and FireLink™ are trademarks of the respective companies. StarLink offers full fire coverage plus, from virtually all local brands reporting in Canada or the US. For FireLink™ owned technology, required auxiliary power outputs are required for listed FACP. **Max 30mA for input current's Standby Battery requirement. (Where permitted by AHJ, requires conduit). For full details on the StarLink tradeup initiative, see online under <http://www.napcosecurity.com/starlinktradeup> (Please note: subject to change with prior notice. LTE is a registered trademark of AT&T Intellectual Property. All other trademarks are the property of their respective owners. ©2018 NAPCO Security Technology, Inc. (NAPCO/NSCC) - A747A, 7/19/18

Reply all Delete Junk Block ...

[** EXTERNAL **] Blackhawk High School - Gym Divider Curtain

Richard Strayer <RStrayer@mstrayerfurn.com>

Like Reply Reply all Forward Share ...

To: Darrin Fleischman

Tue 6/7/2022 5:14 PM

Blackhawk Divider Curtain Q...
101 KB

GymDividerColors.pdf
270 KB

3 attachments (492 KB) Save all to OneDrive - Blackhawk School District Download all

CAUTION: This email originated from outside of Blackhawk School District. Do not click links or open attachments unless you recognize the sender and know the content is safe.

Hi Darrin,

Attached is a proposal for the high school divider curtain. The proposal has 3 parts. A new curtain, safety repairs to the existing curtain, and a deduct from the new divider curtain cost if you want to demo the existing curtain.

The reason for proposing a new curtain is that repairing the existing curtain will not increase its useful life. Repairs will make it safer to operate, but it will not operate well. Once we service the unit and fix cables, spools, drive pipe and bottom curtain baton the unit will operate better. Over time the curtain will again start to track left/right/uneven lift due to the cables moving during operation. Once cables shift they will wind differently. Typically, the curtain grommet holes keep cables in alignment for a smooth operation. See below picture for an example of how the cable can shift.

Buying a new curtain may be more expensive than you planned, but it is spending on an asset vs. spending that will not save money in the long run. A future curtain purchase will cost more than today. Please give this new curtain some thought. It represents the best path to a safely operating curtain for the next 20+ years.

Project Name:

Blackhawk High School

PA COSTARS PRICE - Contract #34-009, Vendor #335764

Item #	Qty	Description	Manufacturer	Our Price is:
2		<p>Safety Repairs to Existing Curtain</p> <p>1-Lot - Maintenance & repair service to eliminate unsafe operating conditions, and get the curtain to operate.</p> <p>Scope of Work:</p> <p>Lubricate all contact points</p> <p>Strengthen drive pipe segments with thru-bolts to stabilize operating rotation of cable spools.</p> <p>Replace cable spools as needed. Damaged spools will eventually cut the drive pipe causing the curtain to fail/fall.</p> <p>Replace any frayed or otherwise damaged lift cables.</p> <p>Fasten bottom batten segments back together using thru-bolts to strengthen all connections. Note these bolts will be drilled through the existing curtain bottom vinyl sleeve to minimize labor time.</p> <p>The existing curtain vinyl is stretched, torn in many places. These tears allow the cables to shift as the curtain is raised/lowered.</p> <p>The uneven spooling of cable on the cable spools will allow uneven operation, and possible overlap wrapping of cable on the spools.</p> <p>The curtain will not track straight up or down after several operations due to this cable sliding problem.</p> <p>Delivered & Installed by: Sep-22</p> <p>Total Labor & Supplies Price</p>		\$ 3,150.00
3		<p>Demolition of Existing Curtain - By Owner</p> <p>1-Lot - Our new curtain price above includes demo of the existing curtain components to the building structure and removal of debris to a dumpster.</p> <p>THIS PRICE IS A DEDUCT FROM THE NEW CURTAIN PRICE SHOULD THE OWNER ELECT TO HANDLE THE REMOVAL OF THE EXISTING CURTAIN.</p> <p>Total Price - Labor Deduct</p>		\$ (1,200.00)

BIDS ARE BASED ON THE STANDARD DESIGN, CONSTRUCTION, MATERIAL, COLOR OF MANUFACTURERS' PRODUCTS, AND STATED QUANTITIES FOR AN ESTIMATED DELIVERY DATE.

Acceptance: The above price quote is accepted. Please proceed with the order.

Our Purchase Order number is: _____

Signed: _____ Date _____
by: Darrin Fleischman

Maffei Strayer Furnishings

147 Cobblestone Drive
Pittsburgh, PA 15237

Phone: (412) 741-1850
email: rstrayer@mstrayerfurn.com

Send To: Blackhawk School District	From: Richard Strayer
Attention: Darrin Fleischman	Date: 07-Jun-22
E-mail: Fleischmandarrin@bsd.k12.pa.us	Bid Expires: 07-Jul-22


Total pages: 2

Project Name: **Blackhawk High School**
PA COSTARS PRICE - Contract #34-009, Vendor #335764

Item #	Qty	Description	Manufacturer	Our Price is:
1		Divider Curtain	Draper	
	1	- Power Operated Fold-UP Divider Curtain 24' H x 96' L with 8' of vinyl Vinyl is 18 oz. weight.		
		COSTARS price -2022	\$20,000.00	
		COSTARS price includes increase for recent market price materials for steel and plastic vinyl.		
		Curtain is any standard color of vinyl and mesh. See attached cut sheet of curtain.		
		PA COSTARS		
		Material		20,000.00
		Contract Discount		50.0%
		Net Material - Per COSTARS		10,000.00
		Freight		825.00
		Installation		4,000.00
		PA COSTARS Price		14,825.00
		Special Discount		(\$1,550.00)
		Delivered & Installed by: Sep-22		
		Total Product Price		\$ 13,275.00

Download Full screen Print

Hide email X



[** EX
- Gym

To: Dan
Attached
The prop
existing c
cost if yo

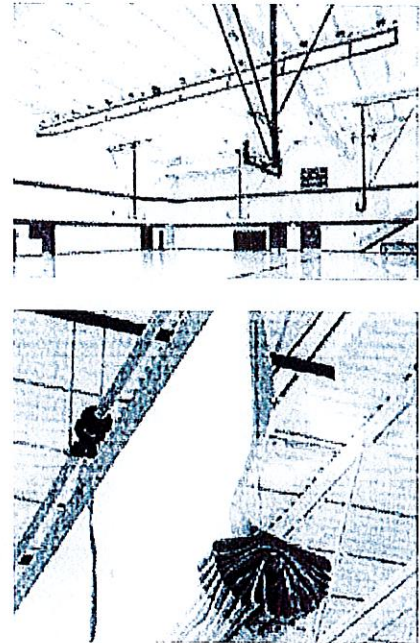

The reas
existing c
make it s
we servit
bottom c
the curta
to the ca
they will
holes ket
below pi

Buying a
planned,
not save
will cost
thought.
curtain f



GYM DIVIDER CURTAINS FOLD-UP

ACCORDIAN FOLD-UP ACTION



Engineered with all welded or heavy-gauge stamped hardware, the Fold-Up Gym Divider Curtains electrically divide one space into two with the turn of a key switch. The accordion fold-up action is smooth and designed for years of reliable service. Passing cables through grommets in the fabric creates an accordion fold-up action as the bottom tube is raised. Divider is available in either all solid vinyl, vinyl coated polyester mesh, or a combination of mesh on the top and solid on the bottom.

FEATURES:

- Available in a wide variety of vinyl and mesh colors.
- Divider can be made in virtually any size, but cannot be cut out for bleachers or doors.
- All seams are vertical and electronically welded with a 1" (25 mm) full contact weld.
- Outer edge hems are turned with double welds.
- Stores overhead from supporting steel structures.
- Includes electric winch.

WEIGHTS/MEASUREMENTS:

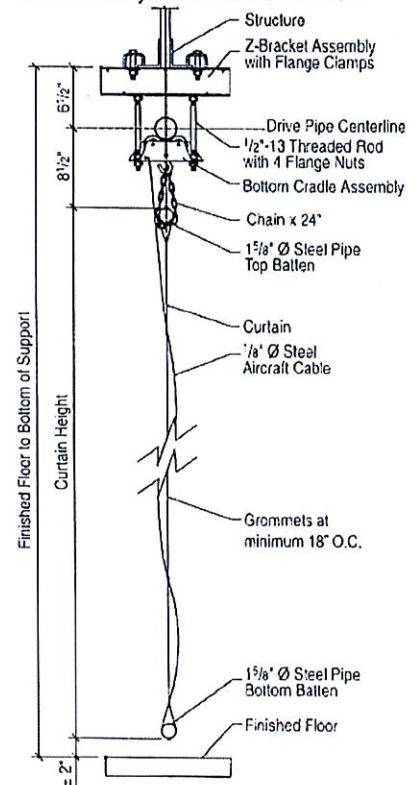
- Minimum 6" (152 mm) clearance is required between vertical edges of adjoining curtains and fixed objects. A 3' (9.14 cm) clearance recommended at ends of curtain for egress.
- Total hanging weight is approximately ½ lb per sq ft (2.44 kg/m²).
- Stacking dimension is approximately 2-½' (76.2 cm).

SUPPORTING DOCUMENTS

All instructions, technical drawings and other supporting documents are located at: draperinc.com/documents.aspx

Section Drawing

Shown directly under continuous beam



For more information on this product visit: draperinc.com/gymequipment/gymdividers.aspx